



**EXPANDA
RANGE**

THE COMPLETE EXPANDARANGE - OTHER FLAT PACKED, MODULAR BUILDINGS FROM EXTRASPACE INCLUDE...

EXPANDAKABIN



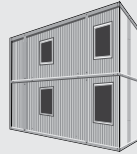
office or workshop

EXPANDACHEM



sumped materials store

EXPANDACOM



manportable 20ft office

EXPANDASTORE



storage building

BIKESTORE



secure bike storage

Ideal for siting in locations with limited access. Light enough to be man handled and with components that are small enough to fit through small passageways.



extraspace

Extraspace Industries

Unit 27, Hobbs Industrial Estate

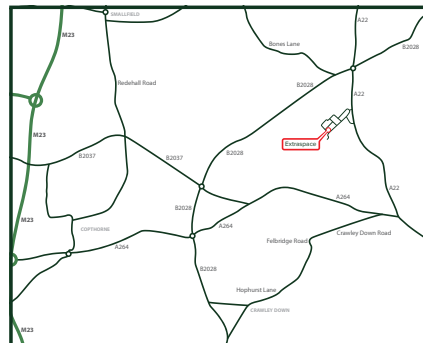
Newchapel Near Lingfield

Surrey. RH7 6HN

Phone: 01342 830040

Email: enquiries@extraspace.co.uk

www.extraspace.co.uk



**EXPANDA
RANGE**

FLAT-PACKED, MAN-PORTABLE, MODULAR BUILDINGS



**GARDEN
STORE**

Garden store

The secure, flat packed garden store you can use anywhere...

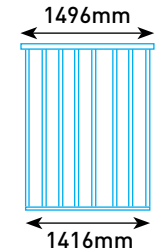
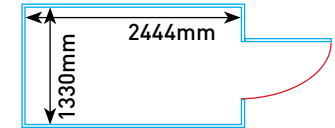
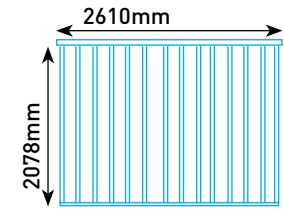


About Gardenstore

The secure Garden Store is a flat-pack steel unit designed for use in locations where access is restricted. The new Garden Store is light enough to be man handled. The components are small enough to fit through narrow passageways; no need for cranes, forklifts or specialist tools. The demountable nature means that the secure Garden Store can easily be returned to flat-pack form for storage or reuse in a different location. Once assembled, the fully galvanised steel Garden Store is remarkably robust, with a real double locking system with insurance rated locks to BS3621 to deter the most determined thief. Assembly of the Garden Store is simple, quick and can be erected within one hour, all you require is a socket set.

Assembly

Once assembled, the fully galvanised steel Bike Store is remarkably robust, with a real double locking system with insurance rated locks to BS3621 to deter the most determined thief. Assembly of the Bike Store is simple, quick and can be erected within one hour, all you require is a socket set and anyone with basic DIY skills. To download a copy of the assembly instructions, please visit www.the-gardenstore.co.uk



BUILDING CHECKLIST		
	Expandastore®	Standard Store
Flat-packed	✓	X
Man-portable	✓	X
Flexible	✓	X
Simple Assembly	✓	X
Modular	✓	X

INDIVIDUAL WEIGHT FACT SHEET		
Bikestore®		
Chassis	72KG	
Side Panel	18KG	
End Panel	20KG	
Door Panel	33KG	
Roof Panel	57KG	
CONTAINER WEIGHT	257KG	

Technical specification

DIMENSIONS

Front profile 1496 x 2078mm
 Side profile 2610 x 2078mm
 Footprint 1496 x 2610mm
 All flat pack units are 370mm high
 All assembled units are 2078mm high
 External Width 1416mm (with gutter 1496mm)

CHASSIS & FLOOR

Pre-assembled 18mm thick Grade 3 OSB Norbord screwed to a galvanised steel box profile frame.

TECHNICAL SPECIFICATION

Pre-assembled 18mm thick grade 30SB Norbord screwed to a galvanised steel box profile frame.
 Side Walls, Door & Roof Panel 0.60mm box profile galvanised steel panels, strengthened with spot weld galvanised steel frame sections at the edges of each panel. The roof section has two integral gutters for effective rainwater dispersal to all four corners of the container. The door is pre-mounted into the frame on galvanised hinges, complete with two insurance rated locks and a central roller catch. Door width: 1138mm, hinges on the right, outward opening.